

CAPRAC[®]-t

Well Counting System

Advanced Technology at Your Fingertips



CI CAPINTEC, INC.
An Eczacıbaşı-Monrol company

CAPRAC[®]-t WELL COUNTER

COLOR LCD TOUCH SCREEN

Intuitive menu-driven 8" color VGA touch-screen interface

WHEN SECONDS COUNT

Rapid wipe tests in a minimum amount of time

MINIMUM DETECTABLE ACTIVITY MEASUREMENTS

Detects extremely low levels of activity with the accuracy only a NaI drilled-well detector can provide

VERSATILE

Provides measurements for wipe tests or laboratory samples

REPORTS

Quality assurance, wipe and laboratory reports archived and available for recall at any time

CAPRAC[®]-t Wipe Test/Well Counter- Item #5430-3136



SPECIFICATIONS

Performance

- Type: 1.5" Sodium Iodine (NaI) drilled-well crystal
- 256 Channel MCA manual and automatic ROI
- Trigger Levels: User definable
- Automated Calibration and Background Subtraction
- QC Tests: Reproducibility, Chi-Square, MDA
- Counting Rate: 10,000 cps

Display Screen

- Type: 8" VGA-LCD color touch screen
- Bq/Ci Reading: User selectable
- Activity Display: Selected radionuclide, efficiency, measured activity, and display units
- Count Rate Values for both wipe and lab results

Printer

- RS-232 or USB Ports for compatible non-host based printers

PC Port

- Interface: RS-232 and USB

Power Requirement

- 100-240 VAC (50/60 Hz) 25W

Test

- Diagnostic: Full test of program and system memories

Cable

- Printer (Optional): 1.8m (6ft)
- Power: 1.8m (6 ft)

Console Dimensions

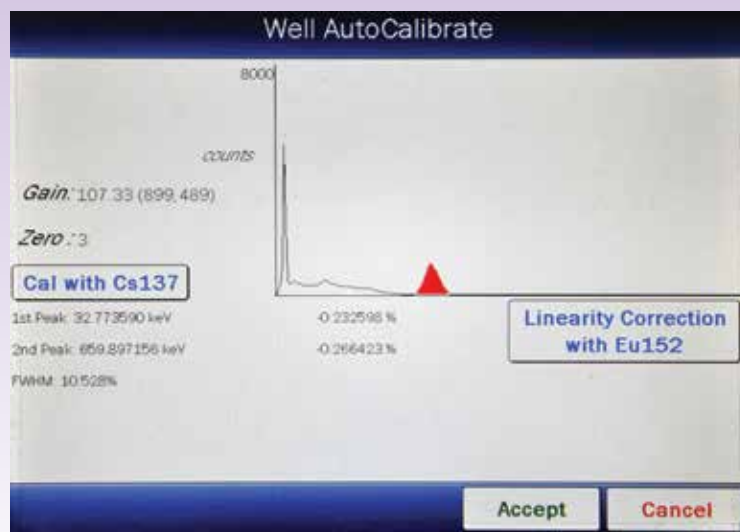
- Height: 42cm (9.5in)
- Width: 23cm (9.0in)
- Length: 22cm (10.5in)
- Weight: 3.4kg (7.5lb)

Well Counter Dimensions

- Crystal Dimensions: 3.8cm (1.5") x 4.4cm (1.75")
- Shielding: 1.3cm (0.5") lead
- Height: 23.8cm (9.38in.) x Diameter: 15.2cm (6in.)
- Weight: 6.9kg (15.2lb.)
- Well Diameter: 1.7cm (.67in.) x Well Depth: 3.8cm (1.5in.)
- Cable Length: 2.7m (9ft.)

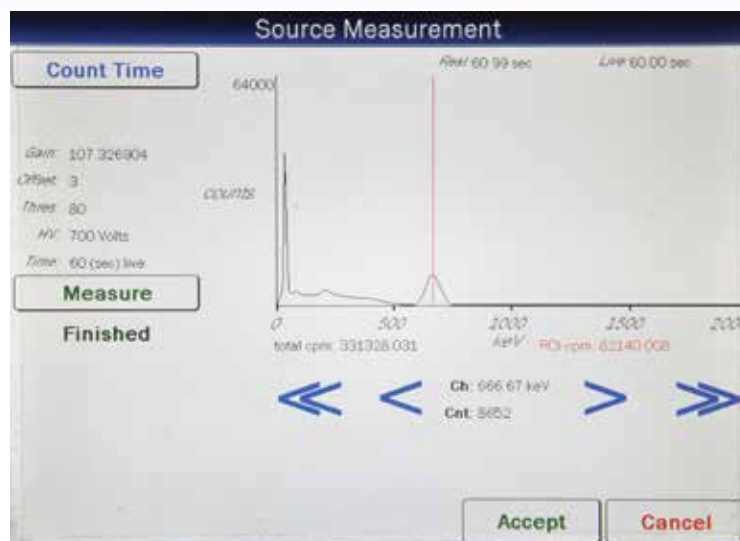
WELL AUTOCALIBRATE

Calibration with Cs137 sets the voltage gain and establishes the FWHM for the detector using both the 32.5 keV and 662 keV peaks. Linearity correction with Eu152 applies correction factors for the non-linear response of NaI crystals to different keV's detected by the crystal. This results in accurately centered peak detection for different nuclides.



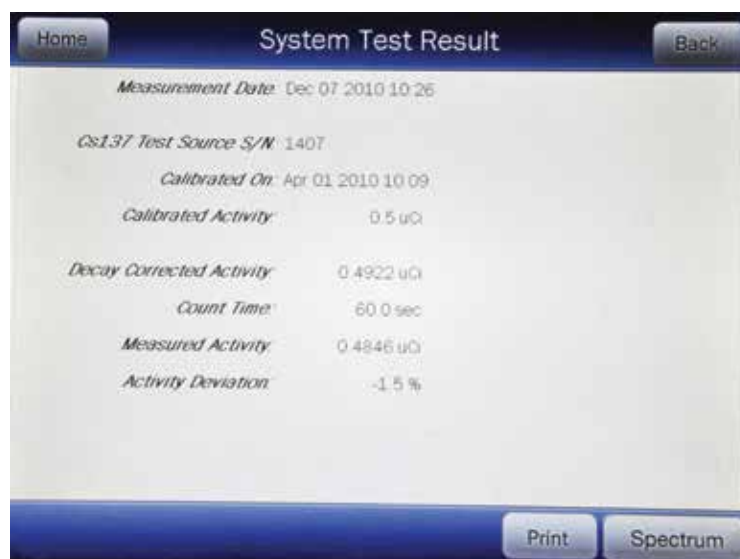
SAMPLE MEASUREMENT

Isotope peaks found in sample measurements are compared to data in the isotope library to assist the user in the identification of the specific nuclide.



SYSTEM TEST RESULTS


System test results compare the calculated source activity to the measured source activity and reports the deviation. This deviation confirms that the instrument is calibrated correctly and ready for use.



OPTIONAL COMPONENTS



Epson Roll Printer
Item #5430-0058



Protective Screen Covers:
Item #7900-0352



Well Auxiliary Shield:
Item #5420-2141



Cs-137 Rod Source:
Item #0975-137R
Eu-152 Rod Source:
Item #0975-152R



Auxiliary Shield:
Item #5420-2072



Test Tubes:
Item #0670-0016

Roll Paper:
Item #9282-0009
Well Liners:
Item #5420-0121

 **CAPINTEC, INC.**
An Eczacıbaşı-Monrol company

6 Arrow Road, Ramsey, NJ 07446 • 201.825.9500 or 800.631.3826 • www.capintec.com

 , Capintec and CAPRAC are registered trademarks of Capintec, Inc.